

Класс: 4

Тема: Выходной день.

Цель: формирование коммуникативной компетенции учащихся на основе изученных лексических единиц, речевых и грамматических структур по теме «Выходной день».

Прогнозируемый результат: предполагается, что к концу учебного занятия учащиеся смогут поддержать беседу и высказаться о своих занятиях и о занятиях друга в выходной день.

Задачи: - способствовать формированию навыков устной речи по теме «Мой выходной день»;

- содействовать развитию грамматических навыков употребления The Present Simple Tense;

- создавать условия для формирования потребности использовать речь, адекватную ситуации общения.

Применяемые формы деятельности: фронтальная, индивидуальная, парная
Оборудование учебного занятия: тематические картинки, мультимедийная презентация

Ход учебного занятия

I. Организационно-мотивационный этап.

1) введение в атмосферу иноязычного общения

- Good morning, children! I am glad to see you! You may sit down...

- How are you?

-What do you usually do in the morning (in the afternoon? in the evening)?

-When do you get up on Sunday(Saturday)?

- What do you eat for breakfast?

- What do you usually do on your day off?

2) введение в коммуникативную ситуацию

- (слайд 2) Look ! Who is this? This is Vera. And this is a page in her organizer....Vera asks us to help her. Today we are going to speak about our day off activities. And Vera can write a new page in her organizer. Are you ready to help Vera?

- Yes! We are ready!

- So, let's start!

II. Операционно-познавательный этап





1) активизация употребления в речи лексических единиц по теме

- (слайд 3) Look at the screen and answer : Where are you? (слайды 4-12)

Model: - Where are you?



- We are at the theatre.



- Now, let's play a guessing game. (Слайд 13) Liza, take one from these sheets, look at the picture, but don't show it to anybody. Ask Liza questions as in the example.

Model: A: Are you at the cinema?

B: No, I'm not.

A: Are you at the disco?

B: Yes, I am.

- Excellent! You know these places very well.

2) развитие грамматических навыков употребления The Present Simple Tense

- Before we speak about different activities let's revise how we can build the sentences.(слайд 14)

The Present Simple Tense.

Positive sentences

Sometimes I /We /You/They get up at 6 o'clock in the morning.

He/She/It usually gets up at 7 o'clock in the morning.

**Top
secret**

have — **has** [hæz]

run — runs [z]

do — **does** [dʌz]

go — goes [z]

get — gets [s]

watch — watches [ɪz]

- Look at these word combinations and change them as in the example (слайд 16)

Model: brush my hair.

He, She, It brushes *his/her/its* hair.

- Good! Let's check up. (слайд 17)

brush my hair	He	brushes his/her/its hair
take a shower	She	takes a shower
wash my face	It	washes his/her/its face
go to school		goes to school
tidy the room		tidies the room
do exercises		does exercises
get up		gets up

brush my teeth	He	brushes his/her/its teeth
comes home	She	comes home
make my bed	It	makes his/her/its bed
wash the dishes		washes the dishes
have breakfast		has breakfast
go to the (cinema,...)		goes to the (cinema,...)

read books	He	reads books
watch TV	She	watches TV
go for a walk	It	goes for a walk
play computer games		plays computer games
listen to music		listens to music
do homework		does homework
ride a bike		rides a bike

III. Пауза релаксации

- Now let's have a rest. Ok! Let's listen, sing and dance.

IV. Деятельностный этап

- Right now we have been at the circus and Vera spend her dayoff with her friends. Look at them and speak what do they usually do.(слайды 22-25)

Model: He usually reads books.

- We speak about different places and different activities all our lesson and Vera can write a page in her organizer. Look at this page and speak about her dayoff. (слайд 26-27)

11.00 get up	15.00 go to the cinema
11.02 make my bed	17.30 have dinner
11.04 do my exercises	19.00 go to the theatre
11.25 take a shower	21.15 come home
11.50 have breakfast	21.25 have a cup of tea
12.15 get dressed	21.30 watch TV
12.25 go to the zoo	23.00 go to bed

Model: She gets up at 11 o'clock.

V. Оценочно-рефлексивный этап

1) подведение итогов, рефлексия

- Interview your partner then tell us about his/her answers: (слайд 28)

- When do you get up on Sunday?
- When do you have breakfast?
- What do you do on your day off?
- Where do you go on your day off?

Model: Vlad goes to the zoo.

2) домашнее задание

- Open your record-books and write down your homework (ex.5,p.98)

Write 4-6 sentences about your friend's day off.

3) выставление отметок с комментариями

- Thank you for your work. Your marks are ...
- Vera says thank you for your work and goodbye. (слайд 29) Our lesson is over. Goodbye!